

# Creating a PractiScore Account and Registering For a Match

1) Goto [practiscore.com](https://practiscore.com) and click the “Register” spot.

From the makers of **RECOIL SHOT TIMER**

**Free shot timer... on your wrist.**  
Time drills on your Apple Watch and track your shooting performance. Our recoil-driven, AI-powered app succeeds where acoustic timers fail.

**DOWNLOAD FOR FREE**

Upgrade to Pro to support PractiScore, see stats, and view all drill times.

View Scores  
Upcoming Matches  
Find Club

PractiScore combines iOS and Android match scoring apps with optional web services for match registration, match information, online squadding, online payments and results viewing to make a match directors job as easy as possible.

For shooters, PractiScore provides instant results and an online home for their shooting

Practiscore's Terms of Service, and Privacy Policy notice. [Learn more](#)

Got It!

2) Fill out the required fields, then click the “Register” button.

Practiscore requires a free account for all online match registrations. [Click here for more information](#)

**Registering New Account**  
Track your matches, registrations, and get match suggestions based on shooting history.  
One click registration using the social networks below

Facebook Twitter Google LinkedIn

OR

EMAIL ADDRESS HERE → nbrg271@gmail.com

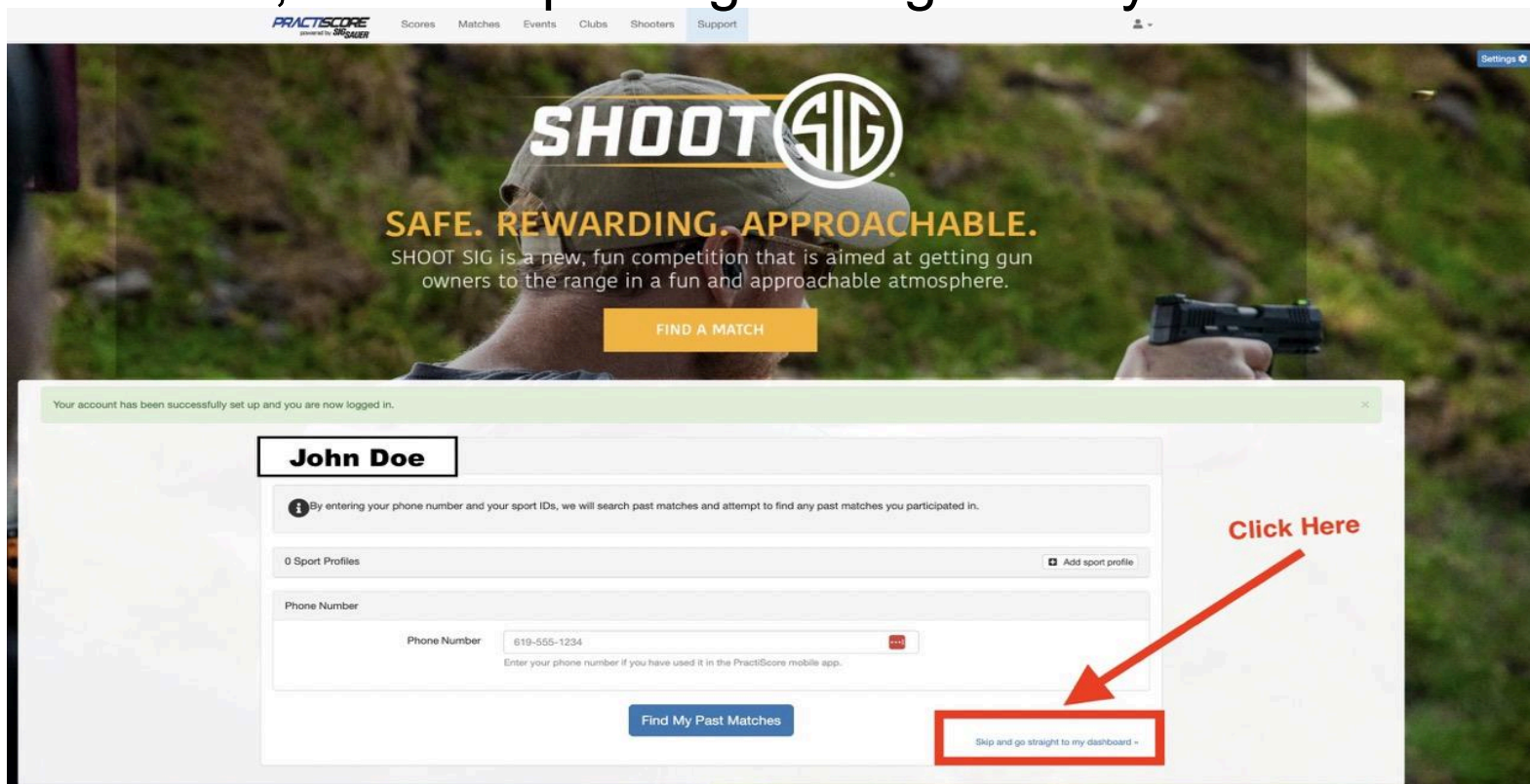
PASSWORD HERE → .....

FIRST NAME HERE → John

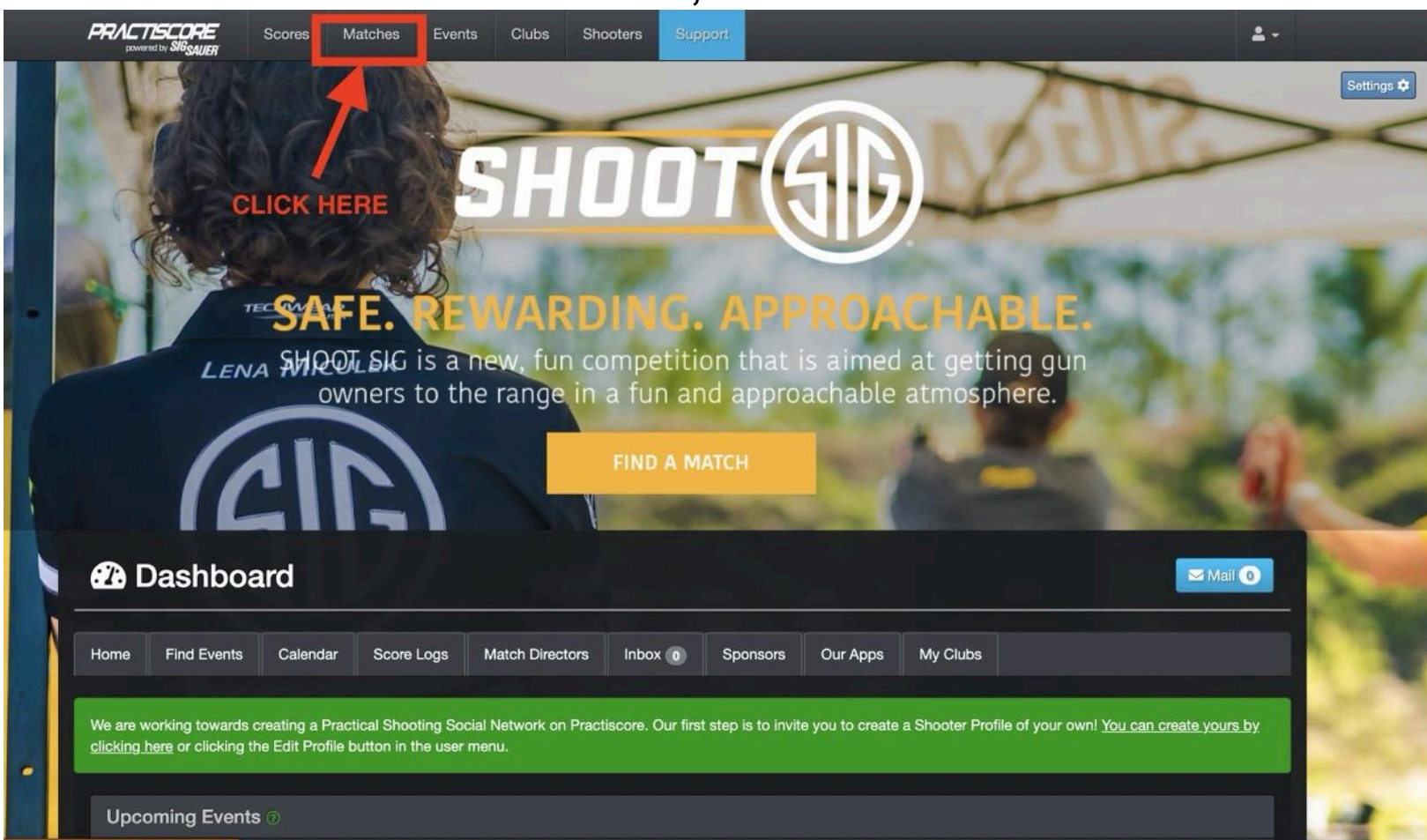
LAST NAME HERE → Doe

After info filled, click here → Register

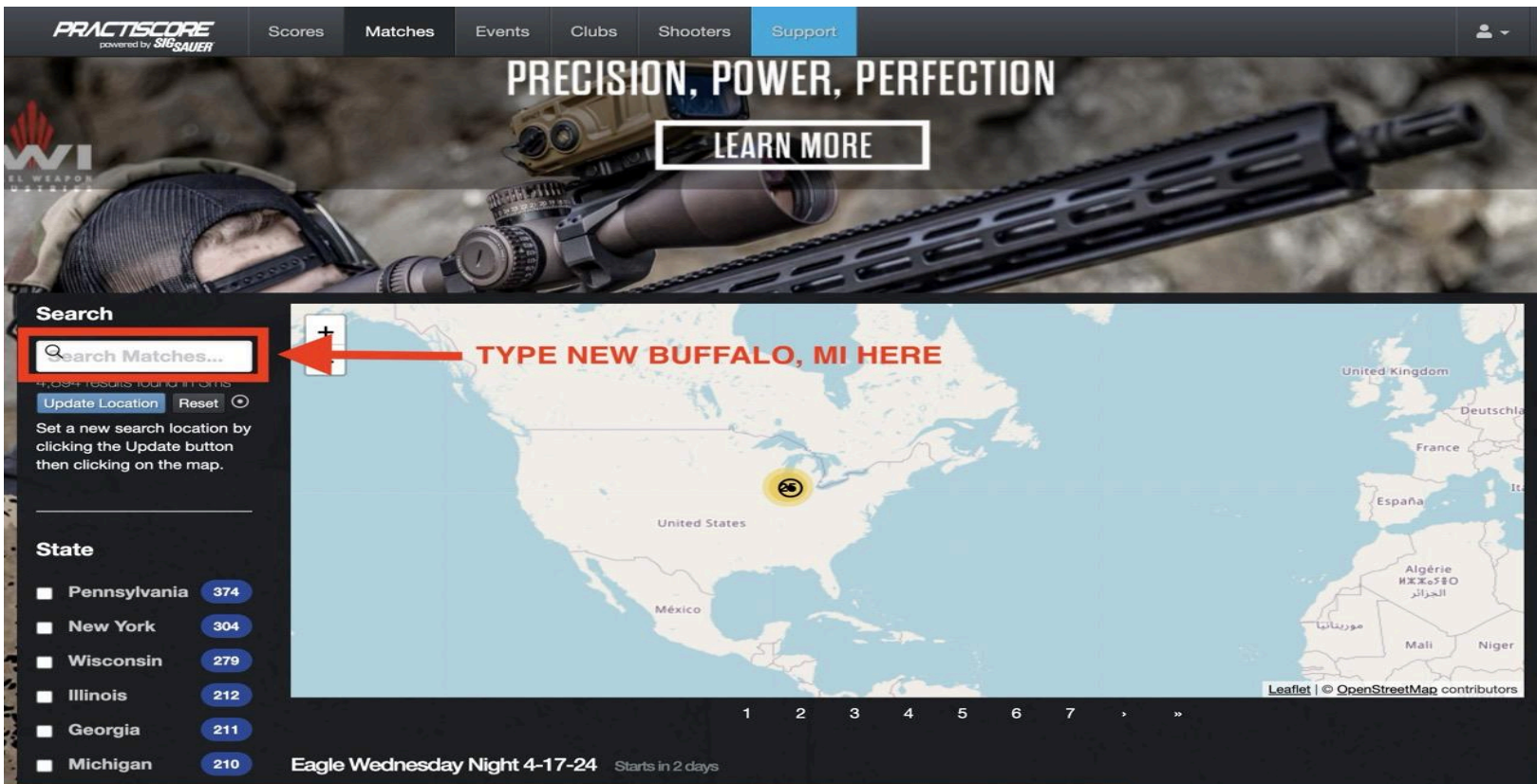
3) After you enter your info, you will see a screen looking like this, click “Skip and go straight to my dashboard”



4) This screen will be your dashboard, to find the NRL22/IDPA Matches, click the “Matches” tab.

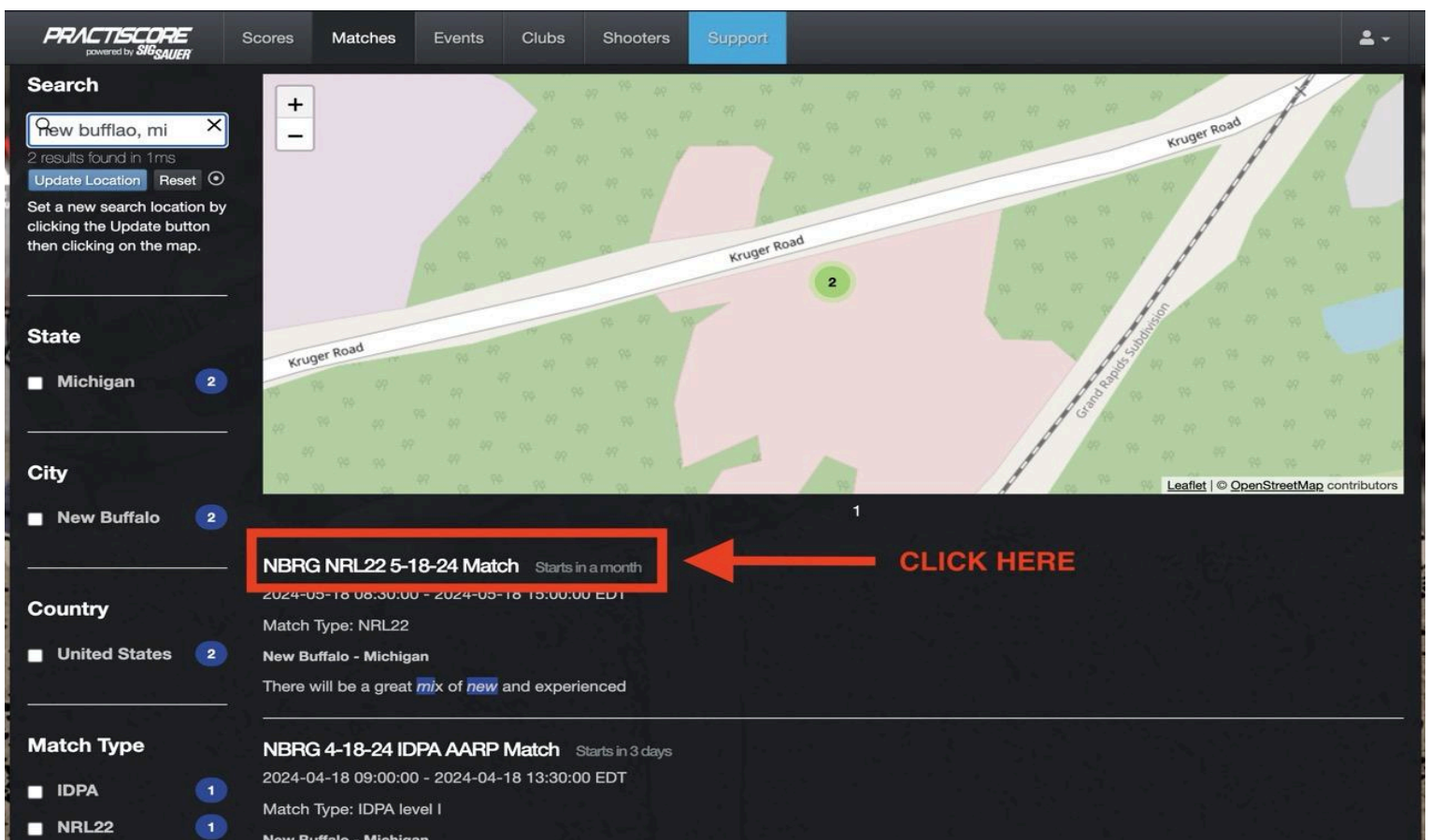


5) In the Matches Tab, Type “NEW BUFFALO, MI” in the search area.



6) Click on the Match you are wanting to sign up for.

**\*DATE AND MATCH TYPE MAY DIFFER FROM PICTURE BELOW\***



# 7) You will see a screen with all the information for the NRL22/IDPA match you are signing up for.

**PRACTISCOPE**  
powered by **SIG SAUER**

Scores Matches Events Clubs Shooters **Support**

**NBRG NRL22 5-18-24 Match** NBRG NRL22

Registration opens on: **May 04, 2024 @ 8:30 AM** · Registration closes on: **May 16, 2024 @ 12:00 PM** opens in 2 weeks  
Times are local to America/Detroit timezone.

Match starts: **May 18, 2024 @ 8:30 AM** · Match ends: May 18, 2024 @ 3:00 PM

Location:  
10487 Kruger Rd  
New Buffalo, Michigan 49117

Setup 8:30am (Appreciate anyone who can help!)  
Registration/Zero Range Open: 9:30am  
Mandatory Safety/Match Brief: 10:45am  
Match Starts: 11:00am  
All times are Eastern

You must be present for the safety brief at 10:45am to be eligible to participate. There are no exceptions to this.

You don't have to be a Member of NRL22 organization or NBRG to shoot the monthly matches, but you do have to be a member of NRL22 if you want to be tracked by NRL22 and try to qualify for the NRL22 Nationals each year.

The monthly NRL22 course of fire will be 5 stages and the potential for an additional stage or 2. 80+ rounds of 22LR engaging steel targets from 25 to 100 yards. There is a good mix between open, barricade and positional stages. Steel targets sized from 1/4" to 2" depending on the stage description.

**PRACTISCOPE**  
powered by **SIG SAUER**

Scores Matches Events Clubs Shooters **Support**

Final COF will be emailed out on Friday before the match.

Matches are focused on skills development and casual competition in a relaxed atmosphere. It is a great opportunity to challenge your marksmanship skills from obstacles and barricades engaging targets as small as 1/4 of an inch. Stages will have multiple steel targets ranging anywhere from 25 to 100 yards. Each month is a different course of fire. There will be a great mix of new and experienced shooters who love to share knowledge with others who are interested. Follow us at NBRG NRL22 on Facebook.

\$20 for Members and Non-Members  
Young Guns (17 at the start of the match season and under) shoot free. YG must be accompanied by adult who is shooting the match.

Classifications: Open, Base, Ladies, Young Guns and Old Guns, Air Rifle

.22LR rifles only (Air Rifles are accepted according to NRL22 Air Rifle Rules) (NO .22MAG or pistols)  
You must use the same rifle for all stages.

Required: 22LR Rifle, Ammo, Chamber Flag, Eyes/Ears  
Recommended: Scope, bipod, extra ammo for sight in, dope card/ballistic calculator, rifle bag, appropriate clothing/footwear for the weather (this is an outdoor range).

You must register on Practiscore and please let us know if you need to withdraw so another shooter may take your place. No walk-ons.

Information – <https://nrl22.org>  
Monthly COF - <https://nrl22.org/downloads>  
Rules - <https://nrl22.org/about/rules>  
FAQ - <https://nrl22.org/faq>

We will closely follow the NRL22 rules and monthly course of fire but we just want everyone to come out and try shooting NRL22 and have fun. If you have a handicap and cannot get into some of the positions, we will make accommodations (Old Gun/Adaptive Class). Just come shoot if you are interested.

Contact Dan at: [nbrgnrl22@gmail.com](mailto:nbrgnrl22@gmail.com)

**View Squadding**

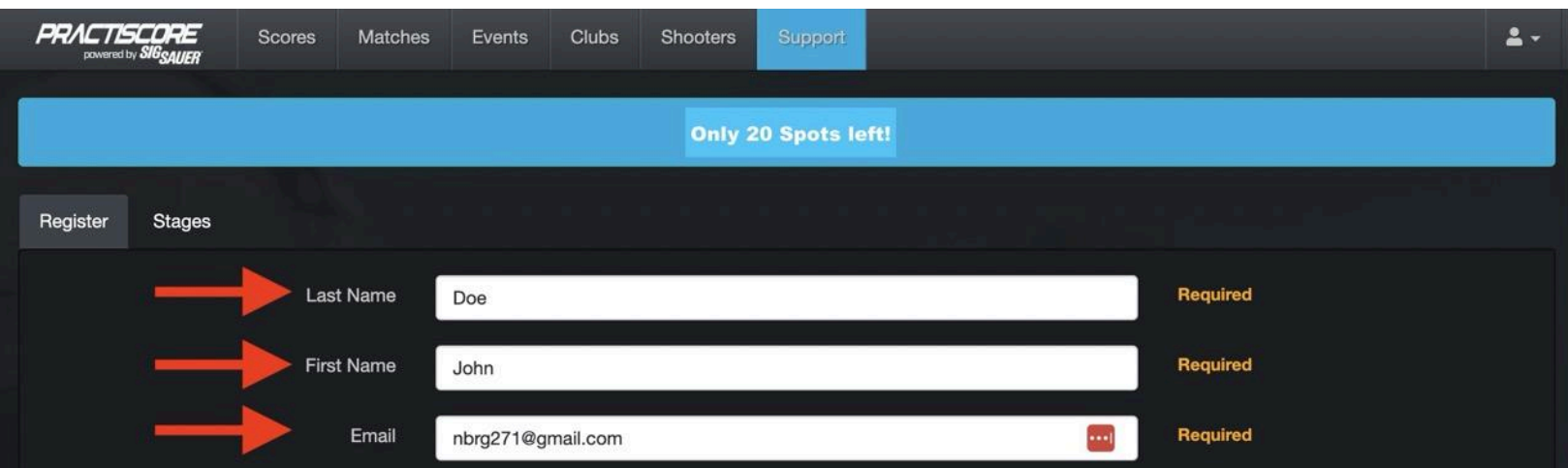
NRL22 match,

**Price: \$20.00**

**Match Documents**

8) Scroll down, fill out your information, last name, first name, email.

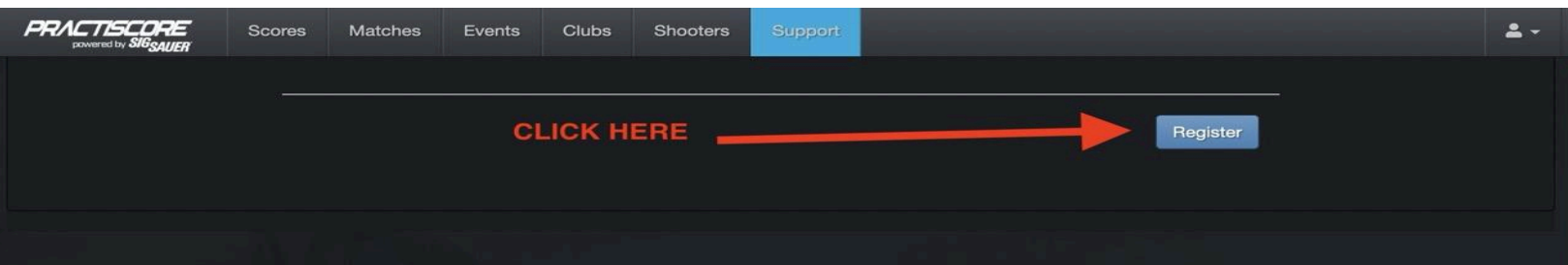
**\*PLEASE NOTE, REGISTRATION FOR NRL22/IDPA EVENTS  
OPENS 2 WEEKS BEFORE EVENT DATE @ 8:30AM  
MICHIGAN TIME\***



The screenshot shows the PractiScore website interface. At the top, there is a navigation bar with the logo "PRACTIScore powered by SIG SAUER" and menu items: Scores, Matches, Events, Clubs, Shooters, and Support. A blue banner below the navigation bar reads "Only 20 Spots left!". Below the banner, there are two tabs: "Register" (selected) and "Stages". The registration form contains three input fields, each with a red arrow pointing to it from the left:

- Last Name: Doe (Required)
- First Name: John (Required)
- Email: nbrg271@gmail.com (Required)

9) Click Register.



The screenshot shows the bottom portion of the PractiScore website interface. It features the same navigation bar as the previous screenshot. Below the navigation bar, there is a large red arrow pointing to a blue "Register" button. The text "CLICK HERE" is written in red above the arrow.

**\*YOU WILL HAVE TO CHOOSE A CLASS BEFORE YOU CLICK  
REGISTER\***

**If you have any questions please reach out via email to  
[nbrg271@gmail.com](mailto:nbrg271@gmail.com).**